

# 2018-2019

## Annual Program Report

### **Mission Statement**

“The mission of Clinch-Powell Educational Cooperative Head Start/Early Head Start is to provide high-quality comprehensive services to enhance the lives of children and families from prenatal to preschool age.”

### **Vision Statement**

“The vision of Clinch-Powell Educational Cooperative Head Start/Early Head Start is to be recognized as the premier child development program in the four county service area, as we endeavor to establish community partnerships that promote positive and productive relationships with families, which empower them toward self-sufficiency and life-changing achievements.”

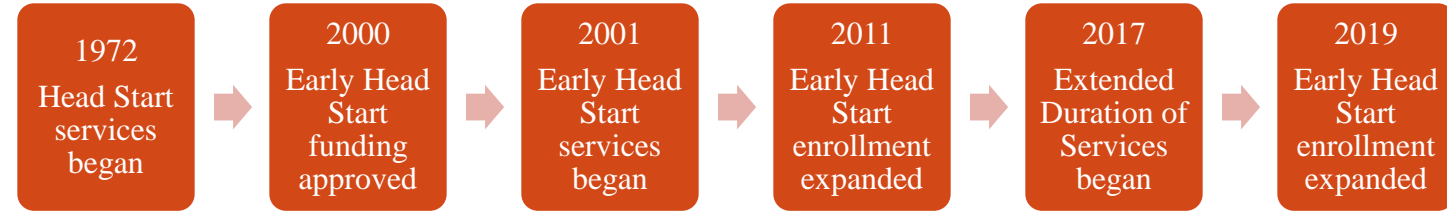
### **Clinch-Powell Educational Cooperative Head Start/Early Head Start**

106 Ingle Drive  
P. O. Box 279  
Tazewell, TN 37879  
(423) 626-9270



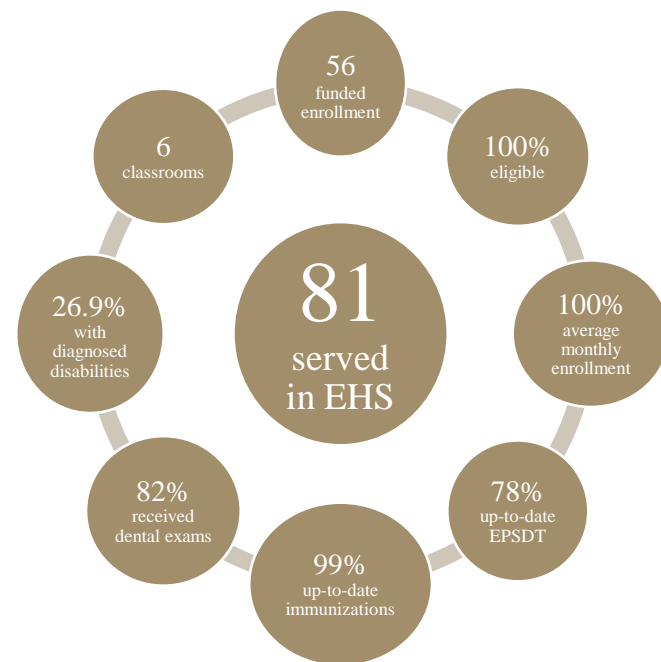
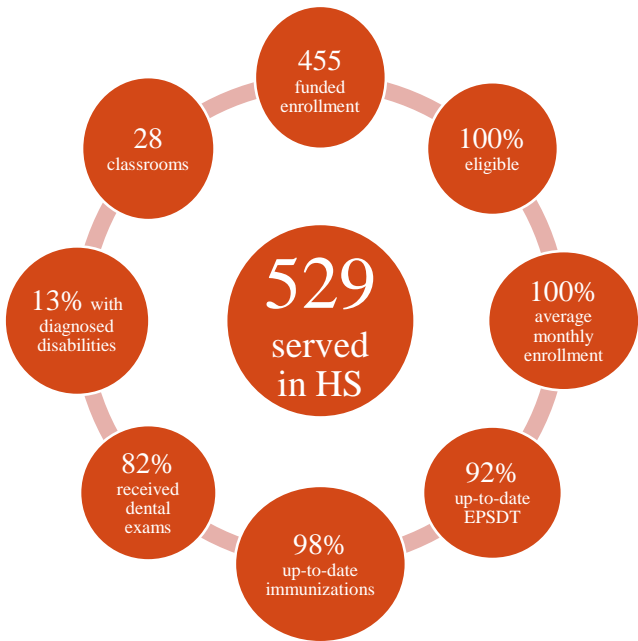
Clinch-Powell Educational Cooperative  
Head Start/Early Head Start Program

# CPEC HS/EHS History of Services.....



In 1972, Clinch-Powell Educational Cooperative began as a Home Start program and, along with 15 other Home Start Demonstration Projects across the country, proved that Head Start Services could be successfully implemented into a home-based setting. Since then, CPEC has experienced many expansions, to include the addition of the center-based option in 1995 and Early Head Start in 2000. Through the years, service delivery has transformed to meet the changing needs of the community. This 2018-2019 Annual Report highlights the quality services provided by the CPEC Head Start/Early Head Start Program.

## Program Services Data



## Center Contacts

### Campbell County

Elk Valley  
6693 Highway 297  
Pioneer, TN 37847  
(423) 784-2193

Valley View  
1189 Old Middlesboro Highway  
LaFollette, TN 37766  
(423) 562-7090

West LaFollette  
210 W. Beech Street  
LaFollette, TN 37766  
(423) 562-7335

### Scott County

Burchfield  
1108 West 3<sup>rd</sup> Avenue  
Oneida, TN 37841  
(423) 569-5022

Fairview  
8706 Baker Highway  
Huntsville, TN 37756  
(423) 663-9301

Huntsville  
3225 Baker Highway  
Huntsville, TN 37756  
(423) 663-4668

Robbins  
359 School House Road  
Robbins, TN 37852  
(423) 627-4647

Winfield  
23374 Scott Highway  
Winfield, TN 37892  
(423) 569-2147

### Claiborne County

Child Development Center  
775 Blue Top Road  
New Tazewell, TN 37825  
(423) 626-2517 OR (423) 626-6423

Clairfield  
6366 Highway 90  
Clairfield, TN 37715  
(423) 784-7700

Ellen Myers  
190 Nettleton Road  
Harrogate, TN 37752  
(423) 869-4513

Powell Valley  
245 Powell Valley School Lane  
Speedwell, TN 37870  
(423) 869-0222

SMMS  
450 Brown Street  
Tazewell, TN 37879  
(423) 626-1622

Springdale  
1917 Highway 25E South  
Tazewell, TN 37879  
(423) 626-5152

TNT  
497 Davis Drive  
New Tazewell, TN 37825  
(423) 626-5708

### Hancock County

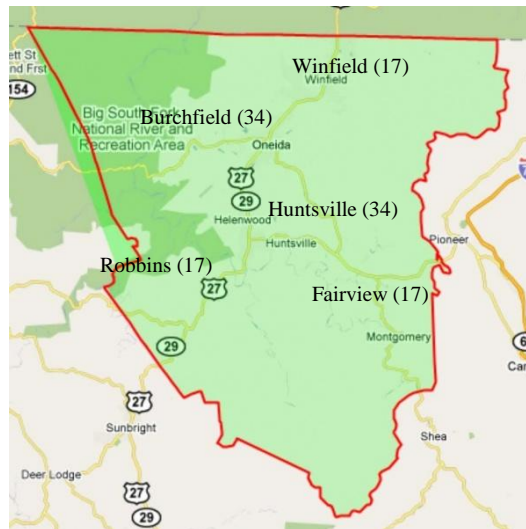
Early Head Start  
398 Harrison Street  
Sneedville, TN 37869  
(423) 733-1500

# Service Area and Enrollment

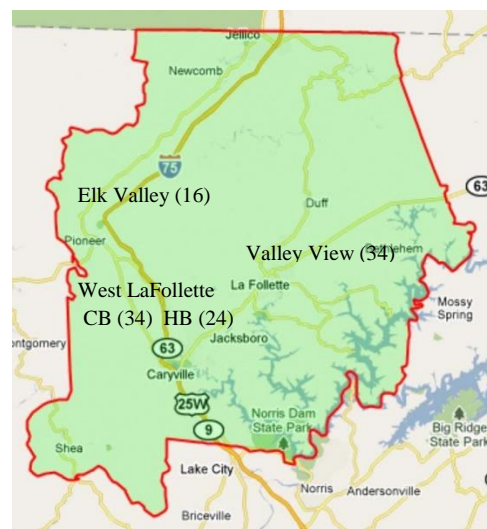
Funded Enrollment = 511



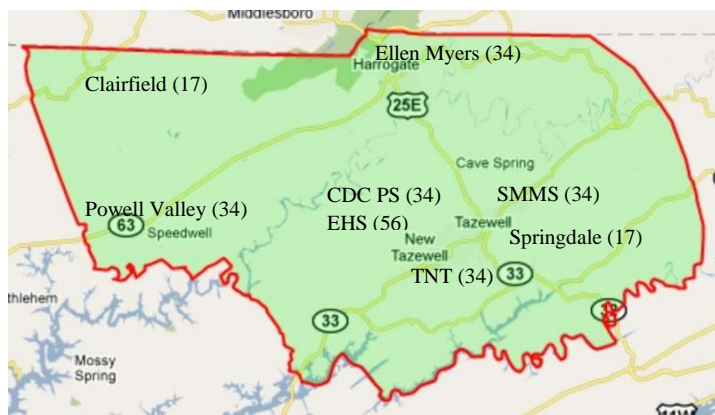
Scott County  
Funded Enrollment - 119



Campbell County  
Funded Enrollment - 108



Claiborne County  
Funded Enrollment - 204 HS & 56 EHS

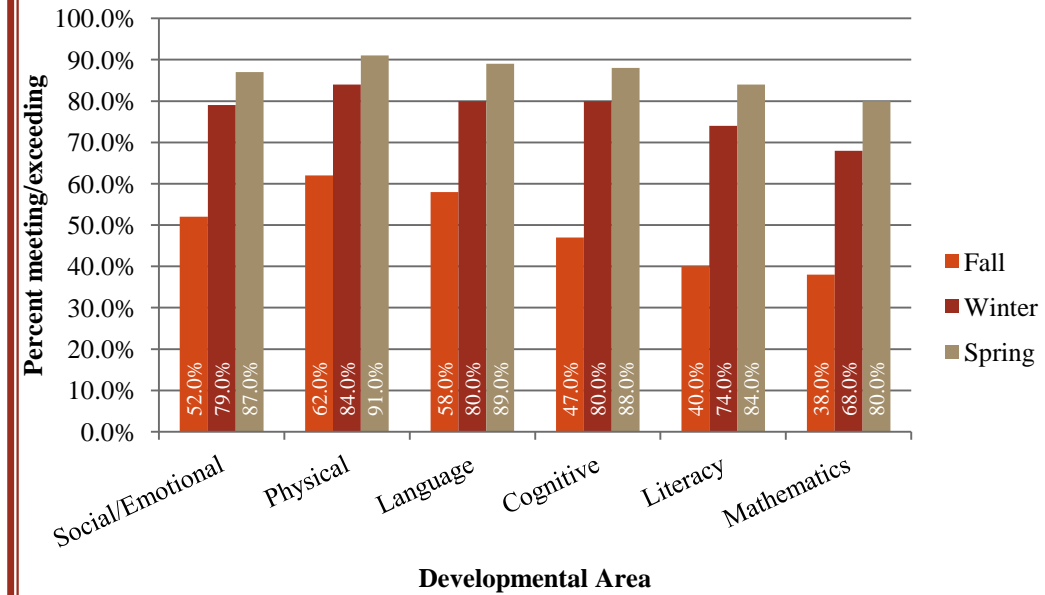


Hancock County  
Funded Enrollment - 24



# School Readiness

## 2018-2019 Educational Outcomes



Teachers assess child progress using Teaching Strategies Gold, which is paired with the Creative Curriculum, the Program's premier evidence-based curriculum. Classrooms are monitored multiple times each year to ensure the provision of quality services. Proudly, all centers hold the highest quality rating at 3-stars; and, the CDC location, which serves both Head Start and Early Head Start families, is NAEYC accredited.

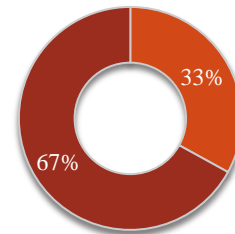
School Readiness goals align with the Head Start Early Learning Outcomes

Framework and Tennessee Early Learning Developmental Standards. These guidelines ensure that all areas of development are included and reflected in daily lesson planning.

## Teacher Educational Attainment

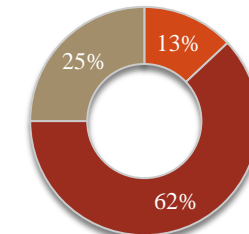
### HS Teachers

BA or higher AA



### EHS Teachers

BA or higher CDA HS Diploma



\*Those with HS Diploma were enrolled in a CDA program



My journey as an employee of Clinch-Powell Educational Cooperative HS/EHS Program began in June 2017 when I was hired as a Teacher Assistant at Valley View. While finishing my Associate degree in Early Childhood Education, I also obtained my CDA and CDL. Within my first 6 months of employment, I was promoted to Teacher. Once I completed my Associate degree, I immediately began pursuit of my Bachelor degree in ECE. I know that God put me in this field and with this Agency. I see firsthand what CPEC does for the children and families we serve and I am honored to be a part of it.

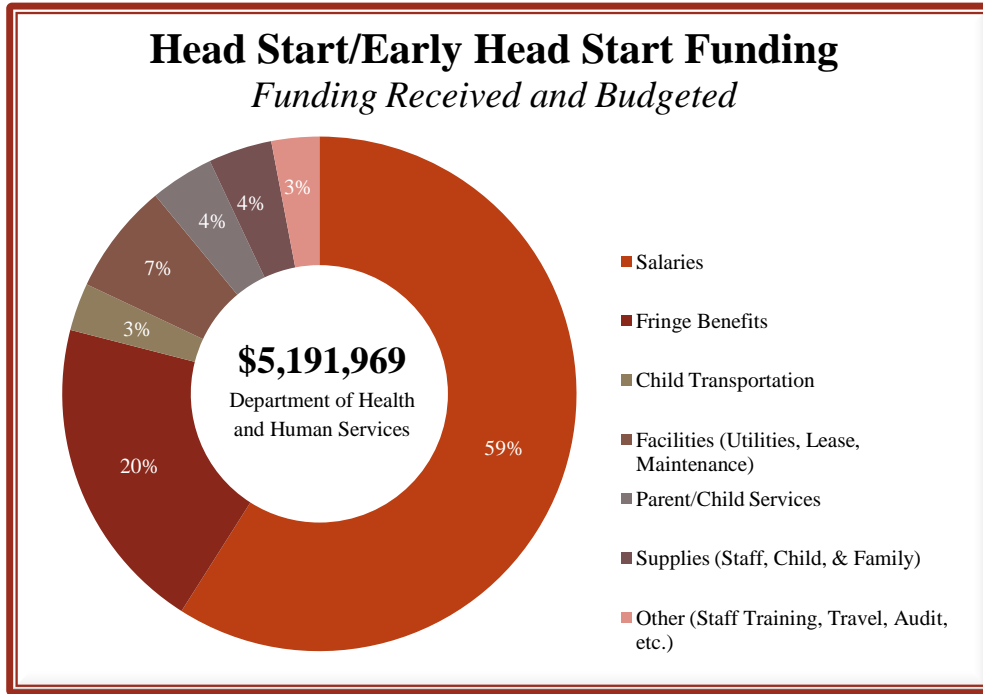
~April Brown - Teacher, West LaFollette Center

60% of the 117 Head Start staff is current or former HS/EHS parents

52% of the 29 Early Head Start staff is current or former HS/EHS parents

# Accountability and Review

The Agency consistently receives fully compliant reports from auditors for sound accounting practices and internal controls. The Agency was given a “no findings” report for the most recent annual audit conducted in July 2019.



In February 2018, the Office of Head Start conducted a Focus Area Two Monitoring Review of both the Head Start and Early Head Start Programs. The Federal review team congratulated the staff, parents, and Board members on the Agency’s practices, procedures, and successes and issued a final report with “no findings”. The Program is continuing through the final year of the “Five Year Grant” cycle.



# Family Engagement

A total of 939 individuals supported the Program through 13,276 volunteer hours. A total of 210 fathers participated in fatherhood/male role model activities during the program year. Typical parent engagement activities include monthly parent meetings that provide parent education opportunities guided by the *Active Parenting First Five Years*® curriculum and include community speakers; specific training on mental health, adult education, and domestic violence; weekly socialization sessions for Home-based families; semi-annual parent breakfast; Kindergarten transition activities; car seat safety checks; “Spotlight the Child” events; “Make and Take” day; and of course, many opportunities to volunteer in the classroom.

The Head Start Parent, Family, and Community Engagement Framework guides staff to work closely with families to establish goals that will enhance family well-being, parent-child relationships, families as lifelong learners, family engagement in transitions, family connections to peers and community, and families as advocates and leaders – all in an effort to promote children’s school readiness.

*“Head Start has not only made a huge impact on my child’s life, but it has made a huge impact on my family as a whole. I love that Head Start not only has my child’s best interest at heart, but they have my entire family’s interest at heart, and it shows every time I walk through the door.....”*  
~ Lauren Snow, Winfield Center

*“We have always felt welcome at the Valley View center.....[my child] has learned so much.....the staff and teachers love your child as their own!”*  
~ Janelle Goins, Valley View Center

# Community Assessment

A Community Assessment is conducted every 5 years, with annual updates, for the purpose of ensuring the Program is providing services to best meet the needs of the community. The most recent revision, completed December 2019, revealed the following information in support of the Agency’s continued services within the communities served.

**Service area = 1,669 square miles**

- Composite population = 99,927
- 97% average Caucasian population

**Average Children Ages 0-4 in Poverty = 39%**

- Average percent of all families in poverty = 18.8%
- Average median household income = \$33,075
- Average per capita income = \$19,903
- Average annual income (individual) for Fair Market Rent of two-bedroom apartment = \$24,760

**Average unemployment rate = 4.65%**

- Average of people over age 25 with at least a high school diploma = 77.3%
- Average of people over age 25 with a Bachelor's degree or higher = 10.8%

**Obesity rate for children age 2 - 4 from low income families = 13.1% - 15.3%**

- Average children under age 18 who reside in a food insecure area = 23.3%
- Average children under age 18 receiving SNAP = 44%
- Average students participating in Free/Reduced Lunch Program = 69.4%
- Average <5 receiving WIC = 55.5%

**Average number live births = 191**

- Average teen pregnancy rate = 12.7
- Average teen birth rate range = 9.2 - 16.6
- Average with adequate prenatal care = 59%
- Average infant mortality rate = 4.9
- Children born with neonatal abstinence rate range = 32.81 - 78.1

**Average Child Maltreatment Reports = 1,891**

- Drug overdose deaths (2018) = 27
- Number children served in Foster Care = 427
- Grandparents responsible for Grandchildren range = 43.9% - 71.0%

